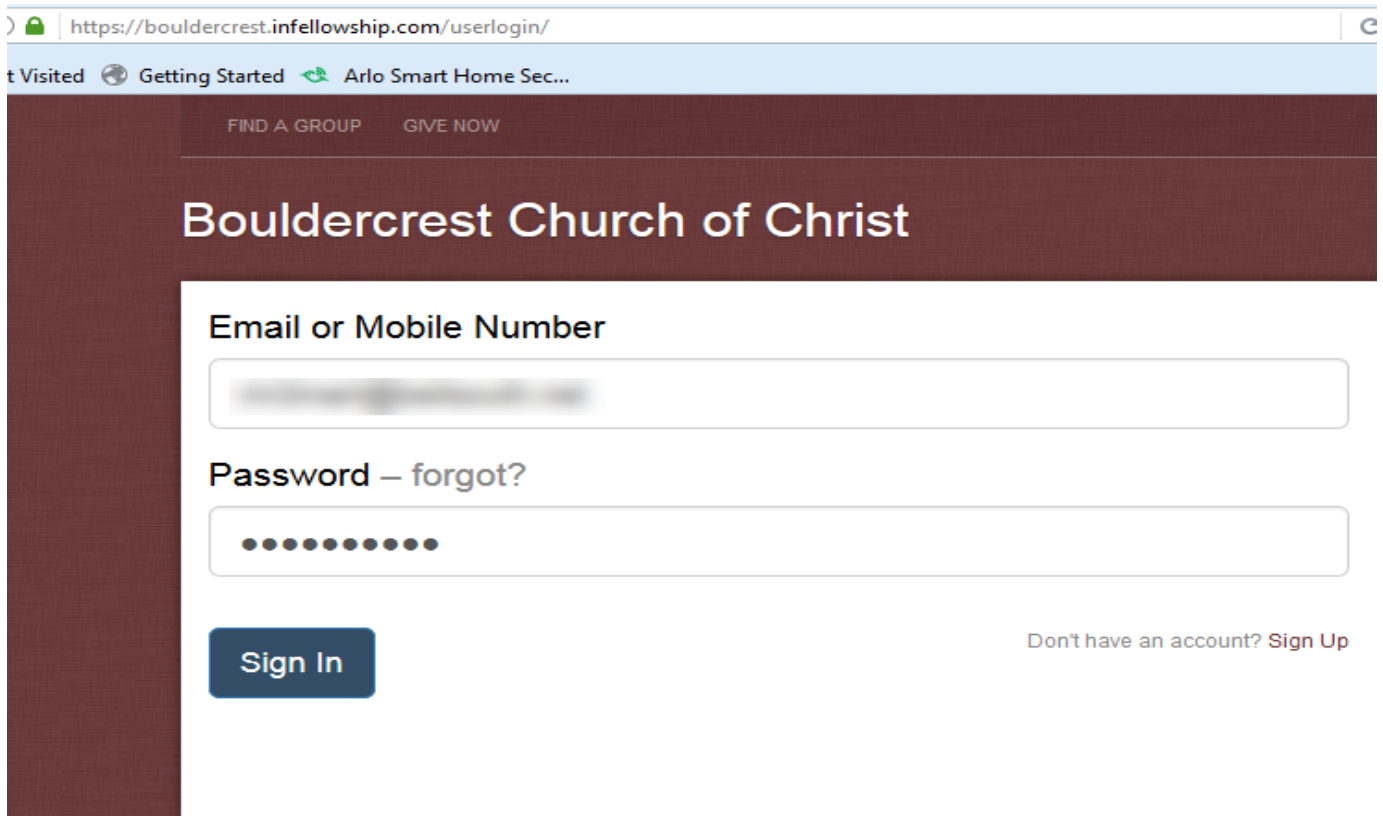


Bouldercrest — Year End Giving Statements St Procedures

Step 1 - Go the Church Website (www.bouldercrestcoc.com) and click on the MEMBER option and select “Sign In” from the drop down menu.



The screenshot shows a web browser window with the URL <https://bouldercrest.infellowship.com/userlogin/>. The browser's address bar also shows "t Visited", "Getting Started", and "Arlo Smart Home Sec...". The website header includes "FIND A GROUP" and "GIVE NOW" links. The main heading is "Bouldercrest Church of Christ". Below the heading is a login form with two input fields: "Email or Mobile Number" and "Password – forgot?". The password field contains ten dots. A blue "Sign In" button is positioned below the password field. To the right of the button, there is a link that says "Don't have an account? Sign Up".

Step 2 - Click on the GIVING option to select your information



The screenshot shows the user profile page on the Bouldercrest Church of Christ website. The navigation bar at the top includes "HOME", "GROUPS", "FIND A GROUP", "DIRECTORY", and "GIVING". The main heading is "Bouldercrest Church of Christ". Below the heading, there is a "Welcome" message followed by a grey rectangular box. A list of menu items is displayed, each with a grey icon: "Update Profile" (person icon), "Privacy Settings" (eye icon), "Church Directory" (book icon), "Your Groups" (group of people icon), and "Find A Group" (magnifying glass icon). A yellow callout box with a pointer to the "GIVING" link in the navigation bar contains the text: "Click on the Giving Option to access your information".


Step 3 - Click on the down arrow under the YEAR and Select “2018”, and also click the “VIEW” button to refresh the information to reflect the 2018 summary.

HOME GROUPS FIND A GROUP DIRECTORY GIVING

Bouldercrest Church of Christ

History Schedules

Contributions for: Year:

 Download statement

	Name	Giving Details	Date	Amount
▲
▲
▲
▲
▲
▲
			Total	

Step 4 - Click the “Download Statements” to access your giving summary file. You may have an option to save or open with Adobe Reader to view your PDF file.

HOME GROUPS FIND A GROUP DIRECTORY GIVING

Bouldercrest Church of Christ


History Schedules

Contributions for: Year: [View](#)

Click Download Statements to access file

[Download statement](#)

Step 5 - If you select open with Adobe Reader to view the giving summary you can print and / or save on your computer.



Giving Statement

YTD 2016

Bouldercrest Church of Christ
2727 Bouldercrest Rd.
Atlanta, GA , GA 30316 US

Name	Giving Details	Date	Amount
[Blurred content]			